

## • Electrical Schematic ST-2 & ST-3

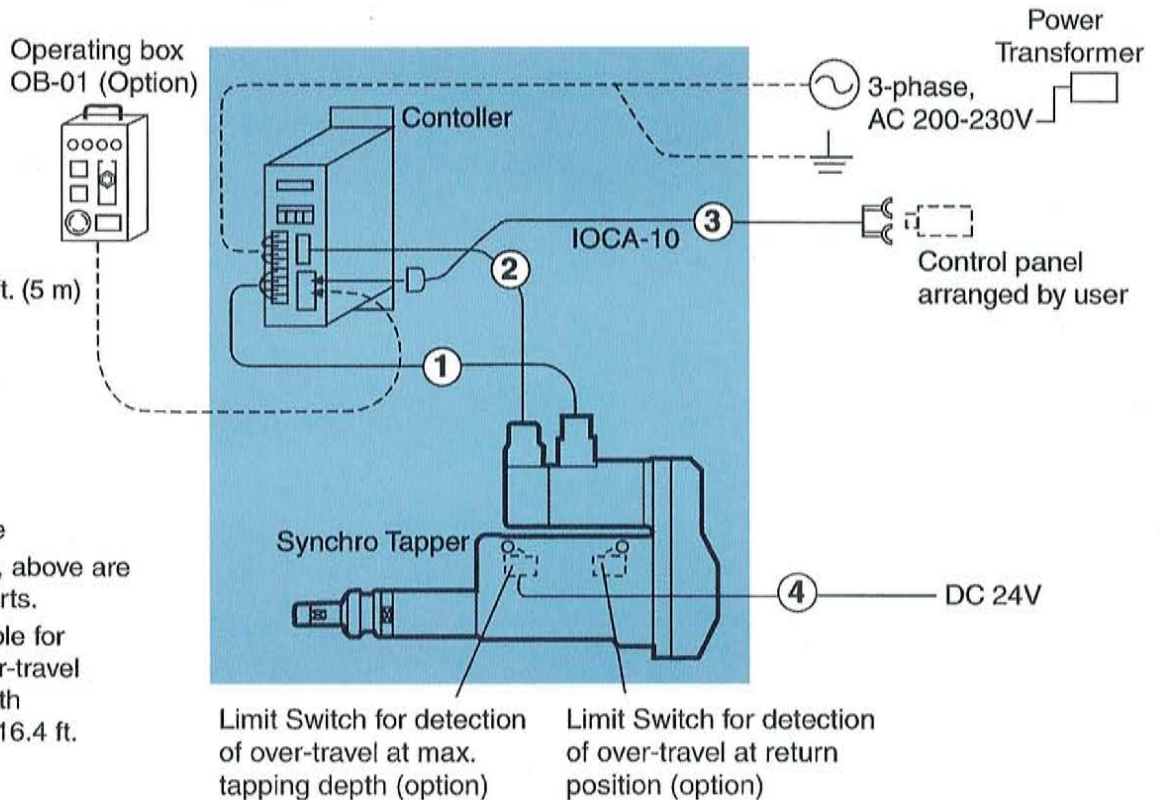
Electrical components indicated inside the box are provided by Sugino. Other cables and equipment are to be provided by user.

### Model ST2-104 & ST3-310U

1. Motor cable:  
4-wire cable x 16.4 Ft. (5 m)
2. Encoder cable:  
20-wire cable x 16.4 Ft. (5 m)
3. I/O cable (with soldless terminal on an end)  
1 m ---IOCA-10 type

The cables 1, 2, and 3, above are standard accessory parts.

4. Limit switch and cable for the detection of over-travel at max. tapping depth and return position 16.4 ft. (5 m) (Option)



Limit Switch for detection of over-travel at max. tapping depth (option)

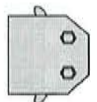
Limit Switch for detection of over-travel at return position (option)

## • Options

### • I/O cable

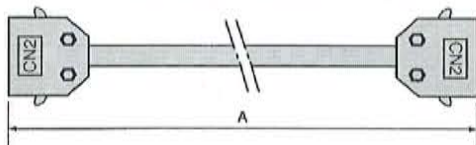
The IOCA-10 cable indicated in the electrical schematic above is a standard accessory.

The following are available as options.

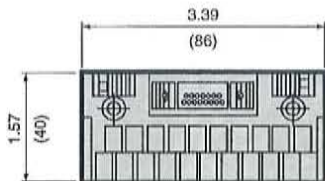


1. Connector MR-20LM  
(used with I/O cable provided by user)

2. I/O cable IOCA-※※W



Dimension A: 3.3 ft (1 m)(IOCA-10W)  
1.7 ft (0.5 m) (IOCA-05W)



Terminal block connector PCN-2M20BS (used with control panel provided by user)

### • Operating box OB-01 Features

- Return to origin
- Cycle operation
- Jogging
- Emergency stop
- Abnormal reset
- Status indication

Notes: Bracket OBB-01 is available for mounting OB-01.



### • Overtravel Limit Switch

Limit Switch and cable for the detection of over-travel at max. tapping depth and return position. The cable is to be connected to the control panel provided by the user. For details, refer to the electrical schematic above.